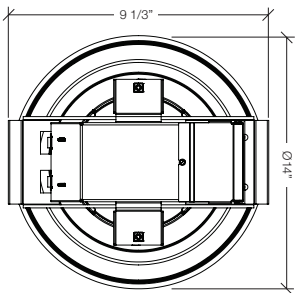
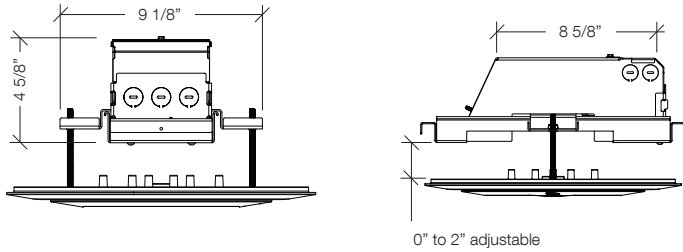
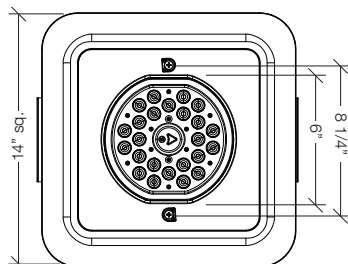
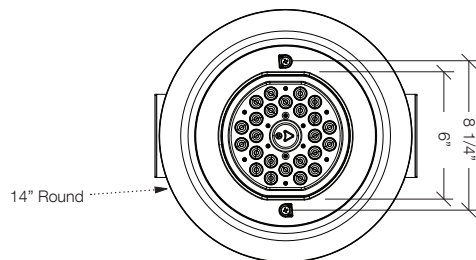


Sample	CLO	24NB-55	5K	T5W	UNV	RD	WHT
Ordering	<input type="checkbox"/>	<input type="checkbox"/>	<input type="checkbox"/>	<input type="checkbox"/>	<input type="checkbox"/>	<input type="checkbox"/>	<input type="checkbox"/>
	A	B	C	D	E	F	G

HOUSING DIMENSIONS



STYLE DIMENSIONS



A. MODEL

CLO Ceileo

B. ENGINE-WATTS

24NB-55 55 Watts - LED array

C. CCT - COLOR TEMP

3K 3000K

4K 4200K

5K 5100K (*std.*)

D. OPTICS

5X5 aisle lighter

T5R type V, rectangular

T5QM type V, square medium

T5QN type V, square narrow

T5W type V, round wide

3x5 vertical flood

E. VOLTAGE

UNV 120-277V

F. STYLE OPTIONS

RD round

SQ square

G. COLOR

BBT basic black textured

BMT black matte textured

WHT white textured

MBT metallic bronze textured

BZT bronze textured

DBT dark bronze textured

GYS gray smooth

DPS dark platinum smooth

GNT green textured

MST metallic silver textured

MTT metallic titanium textured

OWI old world iron

RAL _____



Ceileo (LED)

Recessed Canopy Luminaire
Max Weight: 11 lbs

APPLICATIONS: Ceileo is a commercial grade LED outdoor and indoor canopy downlight that utilizes high powered LEDs utilizing precise efficient optical control and on board wattage and lumen choices. Ceileo is designed to replace up to 175W and 250 Watt HID lamps with 55 watts, and at the same time reduce maintenance by delivery of over 200,000 hours of projected life.

HOUSING & LED THERMAL MANAGEMENT: The Beacon Ceileo luminaire consists of a cast aluminum external housing and recessed driver housing. The cast aluminum housing provides direct-heat exchange between the LED light engine and the cool outdoor air. LED drivers are thermally isolated from the main housing.

The driver and wiring compartments comprise a min 20 gauge corrosion protected steel platform utilizing a J-box with snap-on cover for easy access. Approved for 8 (4 in/4 out) No. 12 AWG conductors rated for 90°C through wiring. The LED cast housing is designed to be easily removed for access and replacement.

LED LIGHT ENGINE/BEZEL: Each Ceileo luminaire is supplied with an optical one piece cartridge system consisting of an LED engine, LED lamps, optics, gasket and stainless steel bezel. The cartridge is held together with internal brass standoffs soldered to the board so that it can be field replaced as a one piece optical system. A die cut foam silicone gasket ensures a weather-proof seal around each individual LED. The cartridge assembly is available in various lighting distributions using TIR designed acrylic optical lenses over each LED.

The Ceileo uses a 24-LED engine that can be field adjusted to four wattages (55, 45, 30,15 watts) and four lumen outputs. The adjustments are made by removing a small screw and using a small screw driver. The light engine comes standard with 70 CRI in 5000k temperature. The Ceileo comes standard with 0-10 OV dimming capability, with flicker-free dimming to 10%.

INSTITUTE THERMAL TESTING: Independent insitute thermal testing shall confirm solder point temperatures not to exceed 55°C and driver case temperatures not to exceed 60°C at 55-watts input power. At 30-watts input power solder point temperature shall not exceed 40-C and driver case temperatures not to exceed 55°C.

PHOTOMETRICS: The luminaire efficiency rating (LER) shall be a minimum of 95. The luminaire BUG rating shall not exceed B3-U1-G1. Depending on the optic, the peak candle power shall occur at 71 degrees in the vertical shall be no less than 2104. The lumens between 80 to 90 degrees shall not exceed 6%.

THERMAL REGULATION CIRCUIT: Thermal circuit shall protect the luminaire from excessive temperature by interfacing with its 0-10V dimmable drivers to reduce drive current as necessary. The factory-preset temperature limits shall be designed to ensure maximum hours of operation to assure L70 rated lumen maintenance. The device shall activate at a specific, factory-preset temperature, and progressively reduce power over a finite temperature range in recognition of the effect of reduced current on the internal temperature and longevity of the LEDs and other components.

Operation shall be smooth and undetectable to the eye. Thermal circuit shall directly measure the temperature near the LED solder point. Thermal circuit shall consist of surface mounted components mounted on the LED engine (printed circuit board). For maximum simplicity and reliability, the device shall have no dedicated enclosure, circuit board, wiring harness, gaskets, or hardware. Device shall have no moving parts, and shall operate entirely at low voltage. The device shall be located in an area of the luminaire that is protected from the elements. Thermal circuit shall be designed to "fail on", allowing the luminaire to revert to full power in the event of an interruption of its power supply, or faulty wiring connection to the drivers.

Device shall be able to co-exist with other 0-10V current-sinking control devices (occupancy sensors, external dimmers, etc.). The device will effectively control the solder point temperature as needed; otherwise it will allow the other control device(s) to function unimpeded.

ELECTRICAL: Luminaires are equipped with an LED driver that accepts 100V through 277V, 50 Hz to 60 Hz (UNIV). Power factor is min .90 at full load. All electrical components are rated at 50,000 hours at full load and 40°C ambient conditions per MIL- 217F Notice 2. Component-to -component wiring within the luminaire will carry no more than 80% of rated current and is rated by UL for use at 600VAC at 90°C or higher.

SURGE PROTECTOR: The on-board surge protector shall be a UL recognized component for the United States and Canada and have a surge current rating of 20,000 Amps using the industry standard 8/20 pSec wave. The LSP shall have a clamping voltage of 825V and surge rating of 540J. The case shall be a high-temperature, flame resistant plastic enclosure.

FASTENERS: All fasteners shall be stainless steel. When tamper resistant fasteners are required, spanner HD (snake eye) style shall be provided (special tool required, consult factory).

Color Rendering Index (CRI): Luminaire shall have a minimum CRI of 70 at 5000K.

Finish: Finish shall be a Beacote V polyester powder-coat electro-statically applied and thermocured. Beacote V finish shall consist of a five stage iron phosphate chemical pretreatment regimen with a polymer primer sealer, oven dry off, and top coated with a thermoset super TGIC polyester powder coat finish. The finish shall meet the AAMA 605.2 performance specification which includes passing a 3000 hour salt spray test for corrosion resistance and resists cracking or loss of adhesion per ASTM D522 and resists surface impacts of up to 160 inch-pound.

AGENCY CERTIFICATION: The luminaire shall be listed to UL 1598 for use in wet locations.

WARRANTY: Beacon luminaires feature a 5 year limited warranty. Beacon LED luminaires with LED arrays feature a 5 year limited warranty covering the LED arrays. LED drivers are covered by a 5 year limited warranty. PIR sensors carry a 5 year limited warranty from the sensor manufacturer. See Warranty Information.

Power/Lumens & Distribution

Engine	Wattage	Delivered Lumens (varies by optic)	Delivered LPW	TM21 Calculated % Lumen Maint. at 100,000 hrs
24NB	55	5125-5615	93-100	96.19%

TM21 is the framework for taking LM-80 data and making useful LED lifetime projections. Reported and calculated lifetimes shown are based on hours at the time of this printing. For current reported and calculated hours please contact factory or Beacon's web-site.

CCT (COLOR TEMP) Lumen Output Multipliers	CRI (Color Rendering)
5100K = 1.0	min 67 CRI
4200K = .92	min 70 CRI
3000K = .75	min 80 CRI

Due to our continued efforts to improve our products, product specifications are subject to change without notice.